


 ShenGang Street, Jiangyin City, Jiangsu, China

 info@virheos.com, julian@virheos.com
contact@virheos.com

 +86 18118922905

<https://virheos.com>

NMZ

**TAINLESS STEEL SELF-PRIMING
MAGNETIC PUMP**



● Working Conditions

Caliber:20-300mm

Operating temperature:-120°C-320°C

Flow range:3m³/h-800m³/h

Head range:12.5m-130m

Material range:304,304L,316L,2205/904L, TA2,Hc276

Design standard:HG/T2730, SH/T3148,API685

● Application Fields

Biological medicine, petrochemical, mining, metallurgy, textile printing and dyeing,electricity, food, papermaking, electroplating, sewage treatment, flue gas treatment, new energy,new materials and other industries.

● Pump Usage

Applicable to transport inflammable and explosive volatile,poisonous and harmful, valuable and highly corrosive cleaning medium; Such as any concentration of acid and alkali, salt, solvent, strong oxidizer,etc.

● Designed Instruction

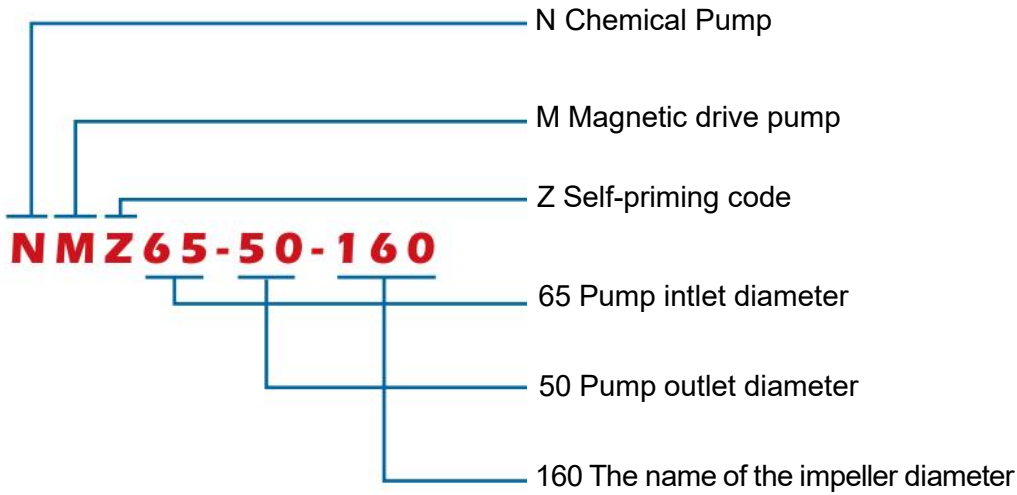
NMZ(Magnetic Self-Priming Pump)and NMZLEW(Two Thermal Insulation Magnetic Self-Priming Pump)are new leakage-free magnetic self-priming pumps developed by our company on the basis of NMQ magnetic pump.This series of self-priming pump is thee same as the common parts of NMQ magnetic pump.

The pump body is composed of a liquid suction chamber,a liquid storage chamber,a volute,a reflux hole,a gas-iquid separation chamber and the like.This pump only needs to be started for the first time,and can be started directly when used later.It is suitable for special occasions such as heavy pollution and precious liquid.In recent years,it is widely used in unloading pump,which can prevent dry grinding and emptying,and is an ideal product for unloading pump in tank area.

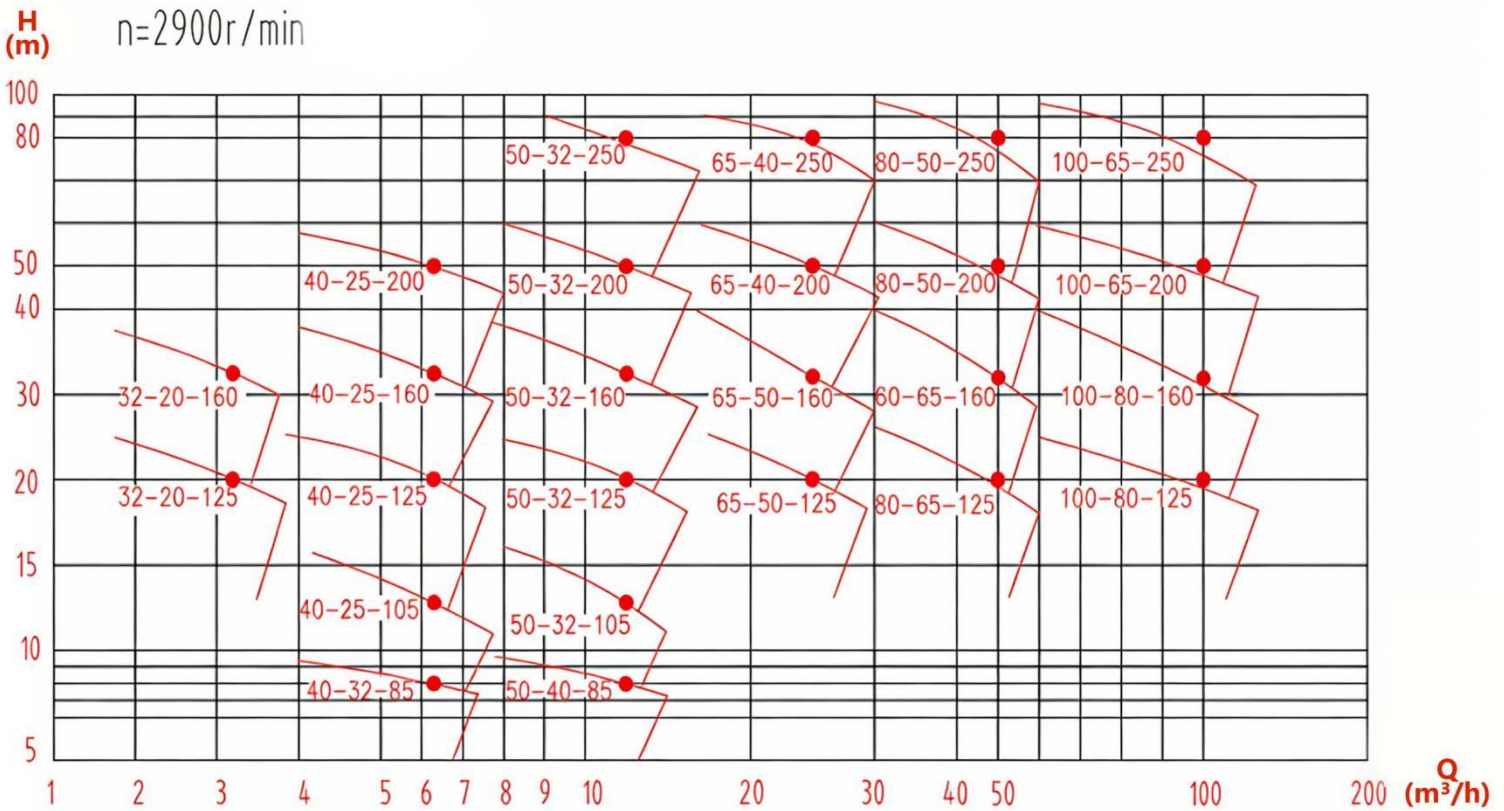
Performance Parameter Table

Model No	Fow Capacity (m3/h)	Pump Head(m)	NPSHr	Efficiency(%)	Water shaft power	Motor power	Rotating speed	Diameter(mm)	
								Inlet	Outlet
32-20-125	3.2	20	2	16%	1.09	1.5	2900	32	20
32-20-160	3.2	32	2	15%	1.86	2.2	2900	32	20
32-32-200	3.2	50	2	12%	3.63	5.5	2900	32	32
40-25-125	6.3	20	2	20%	1.72	2.2	2900	40	25
40-25-160	6.3	32	2	23%	2.39	3	2900	40	25
40-25-200	6.3	50	2	18%	4.77	5.5	2900	40	25
40-32-250	6.3	80	2	13%	10.56	15	2900	40	32
50-32-125	12.5	20	2	27%	2.52	3	2900	50	32
50-32-160	12.5	32	2	28%	3.89	4	2900	50	32
50-32-200	12.5	50	2	30%	5.68	7.5	2900	50	32
50-32-250	12.5	80	2	21%	12.98	18.5	2900	50	32
65-50-125	25	20	2	41%	3.32	4	2900	65	50
65-50-160	25	32	2	36%	6.06	7.5	2900	65	50
65-40-200	25	50	2	32%	10.64	15	2900	65	40
65-40-250	25	80	2	24%	22.71	30	2900	65	40
65-40-315	25	125	2.4	26%	32.75	45	2900	65	40
80-65-125	50	20	2.4	56%	4.87	5.5	2900	80	65
80-65-160	50	32	2.4	44%	9.91	15	2900	80	65
80-50-200	50	50	2.4	44%	15.48	18.5	2900	80	50
80-50-250	50	80	2.4	38%	28.68	37	2900	80	50
80-50-315	50	125	2.4	40%	42.57	55	2900	80	50
100-80-125	100	20	3.2	48%	11.35	15	2900	100	80
100-80-160	100	32	3.2	47%	18.55	22	2900	100	80
100-65-200	100	50	3.2	47%	28.99	37	2900	100	65
100-65-250	100	80	3.2	51%	42.74	55	2900	100	65
100-65-315	100	125	3.2	34%	100.18	110	2900	100	65
125-125-125	140	20	4.5	38%	20.08	22	2900	125	125
125-80-160	160	32	4.5	43%	32.44	37	2900	125	80
125-100-200	200	50	4.5	59%	46.18	55	2900	125	100
125-100-250	200	80	4.5	41%	106.33	110	2900	125	100
150-125-250	200	20	2.8	51%	21.37	22	1450	150	125
150-125-315	200	32	2.8	57%	30.59	37	1450	150	125
150-125-400	200	50	2.8	56%	48.66	55	1450	150	125
200-150-250	400	20	3.2	68%	32.06	37	1450	200	150
200-150-315	400	32	3.5	66%	52.84	75	1450	200	150
200-150-400	400	50	3.8	52%	104.8	110	1450	200	150
250-200-400	600	50	4	47%	173.92	185	1450	250	200

Model significance



Performance Curve



Three dimensional figure and material structure

